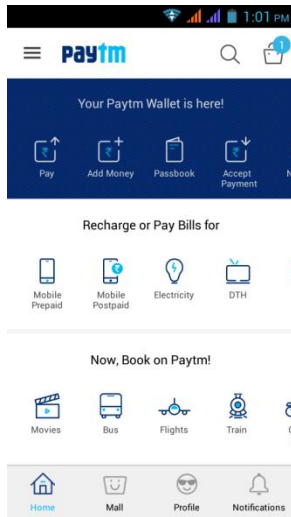



## Step by Step Procedure for Android PayTM App for Instant Payment without using any PROMO Code

Step 1 : Open **PayTM App**

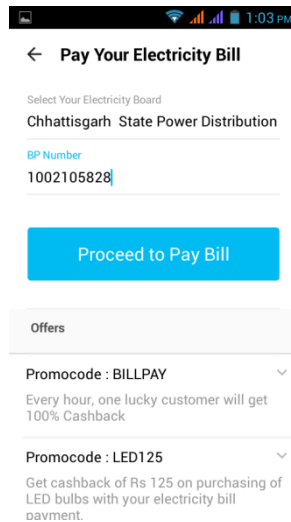
Step 2 : Click on Pay Bill for **Electricity**



Step 3 : Select Chhattisgarh State Power Distribution Company Ltd.(CSPDCL) from the 'List of Electricity Boards'.



Step 4 : Enter your BP No. and click on Proceed to Pay



Step 5 : Check the Name, BP No. and Bill Amount displayed on the screen.

← Pay Your Electricity Bill

Select Your Electricity Board  
Chhattisgarh State Power Distribution

BP Number  
1002105828

Consumer Details

BP NUMBER	1002105828
NAME	SMT - SARSWATI GHRITLAHARE .
DCCODE	515102
BILL NO	728004053888
BILL AMOUNT	690.00
DUE DATE	15-11-16
BILL MONTH	2016/10

Amount  
690

Fast Forward  
Instant payment from your Paytm balance

Step 6 : Click on Fast Forward, if you do not want to use any PROMO Code or any other offer.

Right Mark will display inside the Check Box. Click on 'Proceed to Pay'

← Pay Your Electricity Bill

BP Number  
1002105828

Consumer Details

BP NUMBER	1002105828
NAME	SMT - SARSWATI GHRITLAHARE .
DCCODE	515102
BILL NO	728004053888
BILL AMOUNT	690.00
DUE DATE	15-11-16
BILL MONTH	2016/10

Amount  
690

Fast Forward  
Instant payment from your Paytm balance

Proceed to Pay ₹ 690

Step 7 : Select option for payment from Net Banking , Debit Card, Credit Card or ATM card and make payment accordingly.

← Complete Your Payment

Select an option to pay Rs 690

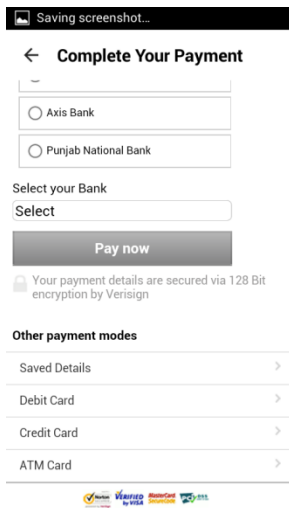
Net Banking

- State Bank of India
- HDFC Bank
- Citibank
- ICICI Bank
- Axis Bank
- Punjab National Bank

Select your Bank  
Select

Pay now

Your payment details are secured via 128 Bit



Step 8 : After successful transaction, consumer will get a message from PayTM.

